

TMDlib2 and TMDplotter: a platform for 3D hadron structure studies

N.A. Abdulov¹, A. Bacchetta², S. Baranov³, A. Bermudez Martinez⁴,
V. Bertone⁵, C. Bissolotti^{2,6}, V. Candelise⁷, L.I. Estevez Banos⁴,
M. Bury⁸, P.L.S. Connor^{4,*}, L. Favart⁹, F. Guzman¹⁰, F. Hautmann^{11,12},
M. Hentschinski¹³, H. Jung⁴, L. Keersmaekers¹¹, A. Kotikov¹⁴,
A. Kusina¹⁵, K. Kutak¹⁵, A. Lelek¹¹, J. Lidrych⁴, A. Lipatov¹,
G. Lykasov¹⁴, M. Malyshev¹, M. Mendizabal⁴, S. Prestel¹⁶,
S. Sadeghi Barzani^{17,11}, S. Sapeta¹⁵, M. Schmitz⁴, A. Signori^{2,18},
G. Sorrentino⁷, S. Taheri Monfared⁴, A. van Hameren¹⁵,
A.M. van Kampen¹¹, M. Vanden Bemden⁹, A. Vladimirov⁸,
Q. Wang^{4,19}, H. Yang^{4,19}

¹SINP, Moscow State University, Russia

²Dipartimento di Fisica, Università di Pavia and INFN, Italy

³Lebedev Physics Institute, Russia

⁴DESY, Hamburg, Germany

⁵IRFU, CEA, Université Paris-Saclay, Gif-sur-Yvette, France

⁶EIC Center, Jefferson Lab, Newport News, USA

⁷INFN Sezione di Trieste (a), Università di Trieste (b), Trieste, Italy

⁸Institut für Theoretische Physik, Universität Regensburg, Germany

⁹Inter-University Institute For High Energies, Université Libre de Bruxelles, Belgium

¹⁰InSTEC, Universidad de La Habana, Cuba

¹¹Elementary Particle Physics, University of Antwerp, Belgium

¹²RAL and University of Oxford, UK

¹³Departamento de Actuaría, Física y Matemáticas, Universidad de las Américas, Puebla,
Mexico

¹⁴JINR, Dubna, Russia

¹⁵The H. Niewodniczański Institute of Nuclear Physics, Cracow, Poland

¹⁶Department of Astronomy and Theoretical Physics, Lund University, Sweden

¹⁷Department of Physics, Shahid Beheshti University, Iran

¹⁸Theory Center, Jefferson Lab, Newport News, USA

¹⁹School of Physics, Peking University, China

*Now at University of Hamburg

Abstract

A common library, TMDlib2, for Transverse-Momentum-Dependent distributions (TMDs) and unintegrated parton distributions (uPDFs) is described, which allows for easy access of commonly used TMDs and uPDFs, providing a three-dimensional (3D) picture of the partonic structure of hadrons. The tool TMDplotter allows for web-based plotting of distributions implemented in TMDlib2, together with collinear pdfs as available in LHAPDF.

PROGRAM SUMMARY

Computer for which the program is designed and others on which it is operable: any with standard C++, tested on Linux and Mac OS systems

Programming Language used: C++

High-speed storage required: No

Separate documentation available: No

Keywords: QCD, TMD factorization, high-energy factorization, TMD PDFs, TMD FFs, unintegrated PDFs, small- x physics.

Other programs used: LHAPDF (version 6) for access to collinear parton distributions, ROOT (any version > 5.30) for plotting the results

Download of the program: <http://tmdlib.hepforge.org>

Unusual features of the program: None

Contacts: H. Jung (hannes.jung@desy.de), A. Bermudez Martinez (armando.bermudez.martinez@desy.de)

Citation policy: please cite the current version of the manual and the paper(s) related to the parameterization(s).

1 Introduction

The calculation of processes at high energy hadron colliders is based in general on the calculation of a partonic process (matrix element) convoluted with the likelihood to find a parton of specific flavor and momentum fraction at a given scale within the hadrons. If the parton density depends only on the longitudinal momentum fraction x of the hadron's momentum carried by a parton, and the resolution scale μ , the processes are described by collinear factorization with the appropriate evolution of the parton densities (PDFs) given by the Dokshitzer-Gribov-Lipatov-Altarelli-Parisi (DGLAP) evolution equations [?, ?, ?]. Such descriptions are successful for sufficiently inclusive processes, like inclusive deep-inelastic lepton-hadron scattering (DIS).

In several less inclusive processes, also the transverse momentum of the interacting partons plays an important role, leading to an extension of the collinear factorization theorem to include transverse degrees of freedom. Different factorization theorems for the inclusion of transverse momenta to the parton densities have been developed in the past, leading to so-called Transverse Momentum Dependent (TMD) parton densities and unintegrated parton densities (uPDFs) [?]. These densities provide a 3D imaging of hadron structure, extending the 1D picture given by PDFs. For semi-inclusive processes, like semi-inclusive DIS (SIDIS), Drell-Yan (DY) production and e^+e^- scattering, TMD factorization has been formulated [?, ?, ?, ?, ?, ?, ?, ?, ?, ?, ?]. The high-energy (small- x limit) factorization was formulated for heavy flavor and heavy boson production in Refs. [?, ?, ?, ?, ?, ?] using unintegrated gluon distributions [?, ?, ?, ?, ?, ?, ?, ?]. In Refs. [?, ?] the Parton Branching (PB) method was formulated as a way to obtain TMD distributions for all flavours over a wide range of x , transverse momentum k_t , and scale μ essentially by solving next-to-leading-order (NLO) DGLAP equations through Sudakov form factors, separating resolvable and non-resolvable branchings via the notion of soft-gluon resolution scale [?, ?], and keeping track of the transverse momenta at each branching.

Since the number of available TMD densities increases very rapidly, and different groups provide different sets, it was necessary to develop a common platform to access the different TMD sets in a common form. In 2014 the first version of TMDlib (version 1) and TMDplotter was released [?, ?], which made several TMD sets available to the community. This library has set a common standard for accessing TMD sets, similar to what was available for collinear parton densities in PDFlib [?, ?] and LHAPDF [?]. TMDlib is a C++ library which provides a framework and an interface to a collection of different uPDF and TMD parameterizations.

In this report, we describe a new version of the TMDlib library, TMDlib2, as well as the associated online plotting tool TMDplotter. TMDlib2 covers all the features present already in the previous version and contains significant new developments, such as the treatment of TMD uncertainties and a more efficient method to include new TMD sets. The report is structured as follows. In Sec. 2, we give the main elements of the library framework. In Sec. 3 we emphasize the new features of TMDlib2 compared to the previous version. In Sec. 4 we provide the essential documentation. We summarize in Sec. 5.

2 The TMDlib framework

The TMDlib library and its new version TMDlib2 consider momentum weighted TMD parton distributions $x\mathcal{A}_j(x, k_t, \mu)$ of flavor j as functions of the parton's light cone longitudinal momentum fractions x of the hadron's momentum, the parton's transverse momentum k_t , and the evolution scale μ [?]. Besides, the library also contains integrated TMDs obtained from the integration over k_t , as follows

$$x\mathcal{A}_{int}(x, \mu) = \int_{k_{t,min}}^{k_{t,max}} dk_t^2 x\mathcal{A}(x, k_t, \mu), \quad (1)$$

In Fig. 1 (left), we show an example of integrated TMD obtained with TMDplotter for the PB-NLO-HERAI+II-2018-set1 [?], in which the integral between $k_{t,min} = 0.01$ and $k_{t,max} = 100$ GeV is compared with the collinear PDF set HERAPDF2.0 [?]. By construction both sets are identical. However, in general, Eq.(1) does not converge to the collinear pdf, which is shown in Fig. 1 (right) comparing the integral between $k_{t,min} = 0.01$ and $k_{t,max} = 100$ GeV of PV17 [?] with the corresponding collinear distribution of MMHT2014 [?]. See e.g. [?, ?, ?, ?, ?, ?, ?] for further discussions of the relationship between integrated TMDs and collinear PDFs.

In TMDlib2 the densities are defined more generally as momentum weighted distributions $x\mathcal{A}(x, \bar{x}, k_t, \mu)$, where x, \bar{x} are the (positive and negative) light-cone longitudinal momentum fractions [?, ?, ?, ?]. In some of the applications \bar{x} is set explicitly to zero, while in other cases $\bar{x} = 0$ means that it is implicitly integrated over.

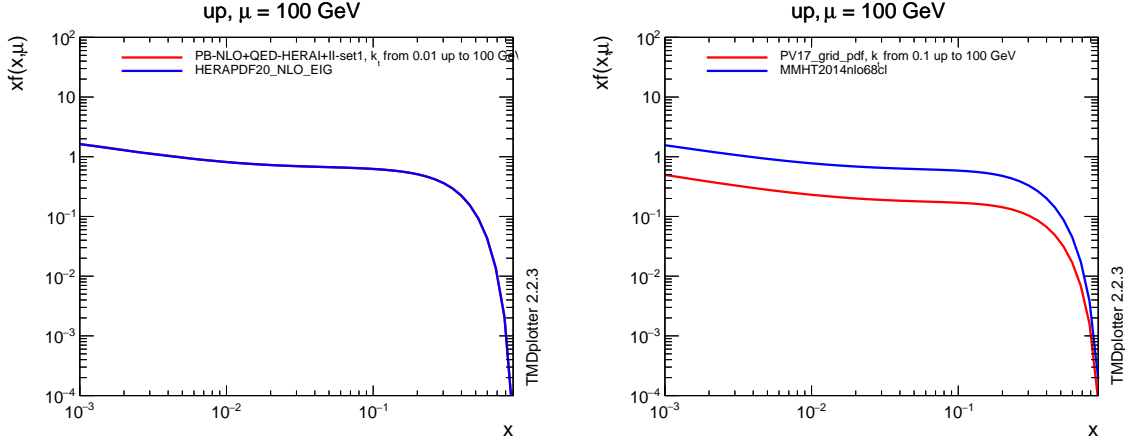


Figure 1: Comparison of up-type parton distributions, $xf(x, \mu) = x\mathcal{A}_{int}(x, \mu)$ as a function of x at $\mu = 100$ GeV (left): comparison of the integrated distribution PB-NLO-HERAI+II-2018-set1 [?] with HERAPDF2.0 [?]. (right): comparison of integrated distribution PV17 [?] with MMHT2014 [?].

2.1 Grids and Interpolation

Since the analytic calculation of TMDs as a function of the longitudinal momentum fraction x (we neglect \bar{x} in the following), the transverse momentum k_t and the scale μ is very time consuming and in some cases even not available, the TMDs are saved as grids, and TMDlib provides appropriate tools for interpolation between the grid points (where the type of evolution is indicated):

allFlavPDF	Multidimensional Linear Interpolation in x , k_t and μ is used for PB and CCFM-type TMDs.
Pavia	Interpolation based on Lagrange polynomials of degree three, performed through APFEL++ [?,?].
InterpolationKS	Multidimensional cubic spline interpolation in x , k_t and μ , based on GSL implementation, is used for KS-type TMDs (see Tab. 1).

The parameterizations of TMDs in TMDlib are explicitly authorized for each distribution by the corresponding authors. A list of presently available TMD sets is given in Tab. 1. No explicit QCD evolution code is included: the parameterizations are as given in the corresponding references.

The grids of each selected TMD set are read into memory once (the I/O time depends on the size of the grid). Each TMD set is initialized as a separate instance of the TMD class, which is created for each different TMD set, for example for uncertainty sets, or if several different TMD sets are needed for the calculation.

It is the philosophy of TMDlib that the definition of TMD grids is left free, but a few examples are given: the grids for the PB, CCFM and KS TMD sets are stored in form of text tables, the grids of the Pavia type TMDs are stored and read via the `YAML` frame.

2.2 Uncertainty TMD sets

The estimation of theoretical uncertainties is an important ingredient for phenomenological applications, and uncertainties from PDFs and TMDs play a central role. The uncertainties of TMDs are estimated usually from the uncertainties of the input parameters or parameterization. There are two different methods commonly used: the Hessian method [?] which is applied if the parameter variations are orthogonal or the Monte Carlo method providing Monte Carlo replicas [?,?]. The specific prescriptions on how to calculate the uncertainties for a given TMD set should be found in the original publication describing the TMDs.

An example of TMDs with uncertainty band is shown in Fig. 2 for the PB set as well as for the PV17 set.

2.3 TMDplotter

TMDlib provides also a web-based application for plotting TMD distributions – TMDplotter. In Fig. 3 (left) a comparison of the transverse momentum distributions of different TMD

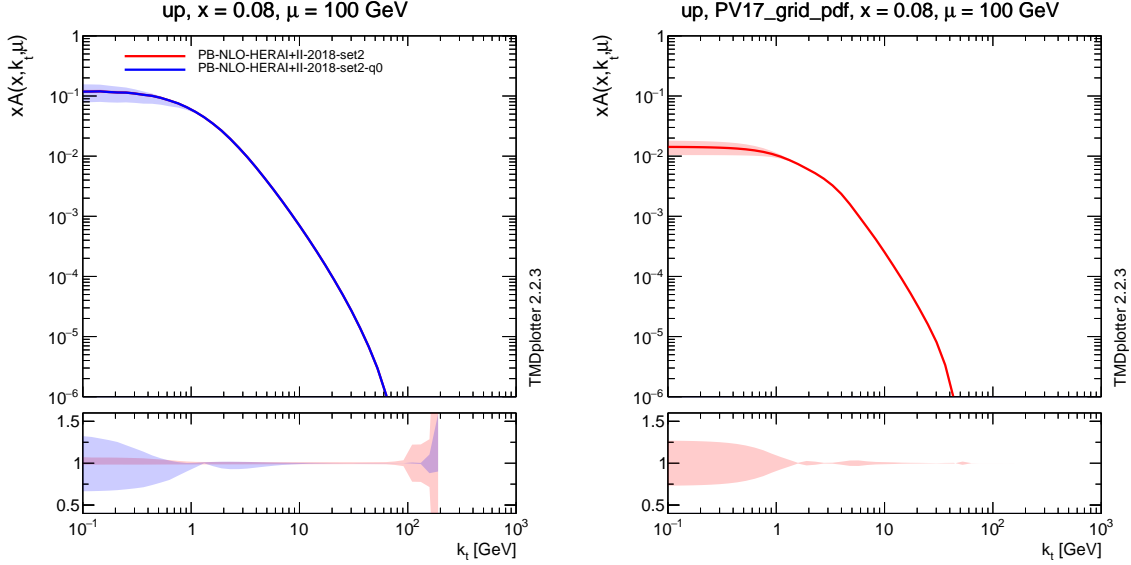


Figure 2: Transverse momentum distribution $x\mathcal{A}(x, k_t, \mu)$ at $x = 0.08$ and $\mu = 100$ GeV obtained with PB-NLO-HERAI+II-2018-set2 [?] (the q_0 set contains a variation of the intrinsic k_t -distribution) (left) and PV17 [?] (right).

sets is shown, and in Fig. 3 (right) the gluon-gluon luminosity calculation for the integrated TMD sets PB-NLO-HERAI+II-2018-set1 [?] at $\mu = 100$ GeV compared with the one obtained from HERAPDF2.0 is shown (the curves obtained from PB-NLO-HERAI+II-2018-set1 and HERAPDF2.0 overlap).

TMDplotter is available at <http://tmdplotter.desy.de/>.

3 New features

To sum up, the main new features of TMDlib2 compared with the previous version [?] of the library are as follows:

- TMDlib2 makes use of C++ classes, and the different sets corresponding to uncertainty sets or sets corresponding to different parameterizations are read once and initialized as different instances, allowing to load many sets into memory;
- information about TMD sets is read via YAML from the TMD info files, containing all metadata;
- including new TMD sets is simplified with the new structure of the input sets;
- the TMD sets are no longer part of the TMDlib distribution, but can be downloaded via `TMDlib-getdata`, distributed with TMDlib2.

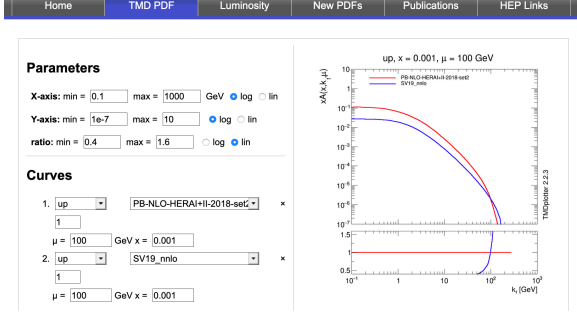
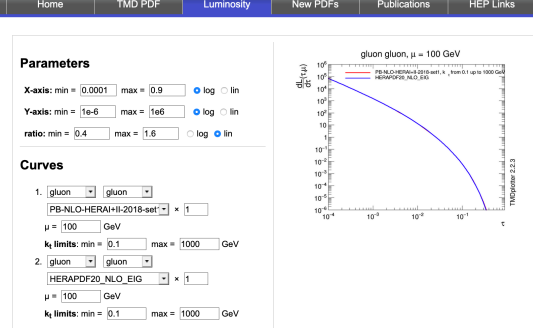
TMD plotter — Density as a function of k_t TMD plotter — Luminosity as a function of τ 

Figure 3: TMDplotter examples: (left) comparison of the transverse momentum distributions of different TMD sets, (right) gluon-gluon luminosity calculation using integrated TMD sets (the curves from PB-NLO-HERAI+II-2018-set1 and HERAPDF2.0 overlap).

4 TMDlib documentation

TMDlib is written in C++ , with an interface for access from FORTRAN code. The source code of TMDlib is available from <http://tmdlib.hepforge.org/> and can be installed using the *standard* autotools sequence `configure, make, make install`, with options to specify the installation path and the location of the LHAPDF PDF library [?], and the ROOT data analysis framework library [?] (which is used optionally for plotting). If ROOT is not found via `root-config`, the plotting option is disabled. After installation, `TMDlib-config` gives access to necessary environment variables.

4.1 Description of the program components

Initialization in C++

<code>TMDinit (name)</code>	To initialize the dataset specified by its name <code>name</code> . A complete list of datasets available in the current version of TMDlib with the corresponding name is provided in Tab. 1.
<code>TMDinit (name, irep)</code>	To initialize a given <code>irep</code> replica of the dataset <code>name</code> .
<code>TMDinit (iset)</code>	To initialize the dataset specified by its identifier <code>iset</code> .

Initialization in Fortran

<code>TMDinit (iset)</code>	To initialize the dataset specified by its identifier <code>iset</code> .
<code>TMDset (iset)</code>	To switch to the dataset <code>iset</code> .

Access to TMDs in C++

<code>TMDpdf(x, xbar, kt, mu)</code>	Vector double-type function returning an array of 13 variables for QCD parton densities with the values of $x\mathcal{A}(x, \bar{x}, k_t, \mu)$: at index 0, ..., 5 is \bar{t}, \dots, \bar{d} , at index 6 is the gluon, and at index 7, ..., 12 is d, \dots, t densities.
<code>TMDpdf(x, xbar, kt, mu, xpg)</code>	Void-type function filling an array of 13 variables, <code>xpg</code> , with the values of $x\mathcal{A}(x, \bar{x}, k_t, \mu)$: at index 0, ..., 5 is \bar{t}, \dots, \bar{d} , at index 6 is the gluon, and at index 7, ..., 12 is d, \dots, t densities.
<code>TMDpdf(x, xbar, kt, mu, uval, dval, sea, charm, bottom, gluon, photon)</code>	Void-type function to return $x\mathcal{A}(x, \bar{x}, k_t, \mu)$ at x, \bar{x}, k_t, μ for valence u-quarks <code>uval</code> , valence d-quarks <code>dval</code> , light sea-quarks <code>s</code> , charm-quarks <code>c</code> , bottom-quarks <code>b</code> , gluons <code>glu</code> and gauge boson <code>photon</code> .
<code>TMDpdf(x, xbar, kt, mu, up, ubar, down, dbar, strange, sbar, charm, cbar, bottom, bbar, gluon, photon)</code>	To return $x\mathcal{A}(x, \bar{x}, k_t, \mu)$ at x, \bar{x}, k_t, μ for the partons <code>up</code> , <code>ubar</code> , <code>down</code> , <code>dbar</code> , <code>strange</code> , <code>sbar</code> , <code>charm</code> , <code>cbar</code> , <code>bottom</code> , <code>bbar</code> , <code>gluon</code> and gauge boson <code>photon</code> (if available).
<code>TMDpdf(x, xbar, kt, mu, up, ubar, down, dbar, strange, sbar, charm, cbar, bottom, bbar, gluon, photon, Z0, W+, W-, higgs)</code>	To return $x\mathcal{A}(x, \bar{x}, k_t, \mu)$ at x, \bar{x}, k_t, μ for the partons <code>up</code> , <code>ubar</code> , <code>down</code> , <code>dbar</code> , <code>strange</code> , <code>sbar</code> , <code>charm</code> , <code>cbar</code> , <code>bottom</code> , <code>bbar</code> , <code>gluon</code> , the gauge bosons <code>photon</code> , <code>Z0</code> , <code>W+</code> , <code>W-</code> and <code>higgs</code> (if available).

Access to TMDs in Fortran

<code>TMDpdf(kf, x, xbar, kt, mu, up, ubar, down, dbar, strange, sbar, charm, cbar, bottom, bbar, gluon)</code>	To return $x\mathcal{A}(x, \bar{x}, k_t, \mu)$ at x, \bar{x}, k_t, μ for the partons <code>up</code> , <code>ubar</code> , <code>down</code> , <code>dbar</code> , <code>strange</code> , <code>sbar</code> , <code>charm</code> , <code>cbar</code> , <code>bottom</code> , <code>bbar</code> , <code>gluon</code> for the hadron flavor <code>kf</code> . (<code>kf</code> is no longer used, only kept for backward compatibility with TMDlib1)
<code>TMDpdfEW(x, xbar, kt, mu, up, ubar, down, dbar, strange, sbar, charm, cbar, bottom, bbar, gluon, photon, Z0, W+, W-, higgs)</code>	To return $x\mathcal{A}(x, \bar{x}, k_t, \mu)$ at x, \bar{x}, k_t, μ for the partons <code>up</code> , <code>ubar</code> , <code>down</code> , <code>dbar</code> , <code>strange</code> , <code>sbar</code> , <code>charm</code> , <code>cbar</code> , <code>bottom</code> , <code>bbar</code> , <code>gluon</code> , the gauge bosons <code>photon</code> , <code>Z0</code> , <code>W+</code> , <code>W-</code> and <code>higgs</code> (if available).

Callable program components

The program components listed in this section are accessible with the same name in C++ as well as in Fortran.

TMDinfo(dataset)	Accesses information from the <code>info</code> file.
TMDgetDesc()	Returns data set description from <code>info</code> file.
TMDgetIndex()	Returns index number as a string of data set from <code>info</code> file.
TMDgetNumMembers()	Returns number of members of data sets from <code>info</code> file.
TMDgetScheme()	Returns evolution scheme of dataset from <code>info</code> file.
TMDgetNf()	Returns the number of flavours, N_f , used for the computation of Λ_{QCD} .
TMDgetOrderAlphaS()	Returns the perturbative order of α_s used in the evolution of the dataset.
TMDgetOrderPDF()	Returns the perturbative order of the evolution of the dataset.
TMDgetXmin()	Returns the minimum value of the momentum fraction x for which the dataset initialized by TMDinit(name) was determined.
TMDgetXmax()	Returns the maximum value of the momentum fraction x for which the dataset initialized by TMDinit(name) was determined.
TMDgetQmin() (TMDgetQ2min())	Returns the minimum value of the energy scale μ (in GeV), (μ^2 (in GeV ²)) for dataset.
TMDgetQmax() (TMDgetQ2max())	Returns the maximum value of the energy scale μ (in GeV), (μ^2 (in GeV ²)) for dataset.
TMDgetExtrapolation_Q2()	Returns the method of extrapolation in scale outside the grid definition as specified in <code>info</code> file.
TMDgetExtrapolation_kt()	Returns the method of extrapolation in k_t outside the grid definition as specified in <code>info</code> file.
TMDgetExtrapolation_x()	Returns the method of extrapolation in x outside the grid definition as specified in <code>info</code> file.
TMDnumberPDF(name)	Returns the identifier as a value of the associated name of the dataset.
TMDstringPDF(index)	Returns the name associated with <code>index</code> of the dataset.

4.2 TMDlib calling sequence

In the following simple examples are given to demonstrate how information from the TMD parton densities can be obtained in C++ and Fortran.

- in C++

```
string name = "PB-NLO-HERAI+II-2018-set2";
double x=0.01, xbar=0, kt=10., mu=100.;
```

```

TMD TMDtest;
int irep=0;
TMDtest.TMDinit(name,irep);
cout << "TMDSet Description: " << TMDtest.TMDgetDesc() << endl;
cout << "number          = " << TMDtest.TMDnumberPDF(name) << endl;
TMDtest.TMDpdf(x,xbar,kt,mu, up, ubar, down, dbar, strange, sbar,
               charm, cbar, bottom, bbar, gluon, photon);

```

- in Fortran (using multiple replicas of the TMD)

```

x = 0.01
xbar = 0
kt = 10.
mu = 100.
iset = 102200
call TMDinit(iset)
write(6,*) ' iset = ', iset
call TMDinit(iset)
nmem=TMDgetNumMembers()
write(6,*) ' Nr of members ', nmem,' in Iset = ', iset
do i=0,nmem
  isetTMDlib = iset+i
  write(6,*) ' isetTMDlib = ', isetTMDlib
  call TMDinit(isetTMDlib)
  call TMDset(isetTMDlib)
  call TMDpdf(kf,x,xbar,kt,mu,up,ubar,dn,dbar,strange,sbar,
&    charm,cbar,bottom,bbar,glu)
  call TMDpdfew(kf,x,xbar,kt,mu,up,ubar,dn,dbar,strange,sbar,
&    charm,cbar,bottom,bbar,glu,photon,z0,wplus,wminus,higgs)
end do

```

4.3 Installation of TMD grids

The TMD grid files are no longer automatically distributed with the code package, but have to be installed separately. A list of available TMD parameterizations is given in Tab. 1.

```

# get help
bin/TMDlib-getdata --help

# install all data sets
bin/TMDlib-getdata all

# install a single data (for example: SV19_nnlo)
bin/TMDlib-getdata SV19_nnlo

```

4.4 Structure of TMD grids

In TMDlib2 the TMDgrids are stored in directories with the name of a given TMD set which is located in `installation_prefix/share/tmdlib/TMDsetName`. Every such directory contains info file and grid file(s), for example for a TMD set called `test`:

```
~/local/share/tmdlib> ls test
test.info      test_0000.dat
```

The `info` file contains general information on the TMDset (inspired by a similar strategy in LHAPDF), as described below, and the file(s) `test_0000.dat` contains the TMDgrid. If further replicas are available (for example for uncertainties), the files are numbered as `test_0000.dat`, `test_0001.dat`, ..., with the number of files given by `NumMembers` as described below.

The `info` file must contain all the information to initialize and use the TMDgrid:

```
SetDesc: "Description of the dataset "
SetIndex: XXXXX
Authors: XXXX
Reference: XXXX
Particle: 2212
NumMembers: 34
NumFlavors: 6
TMDScheme: PB TMD
Flavors: [-5, -4, -3, -2, -1, 1, 2, 3, 4, 5, 21]
AlphaS_MZ: 0.118
AlphaS_OrderQCD: 1
OrderQCD: 1
XMin: 9.9e-07
XMax: 1.
KtMin: 0.01
KtMax: 13300.
QMin: 1.3784
QMax: 13300
MZ: 91.1876
MUp: 0.
MDown: 0.
MStrange: 0.
MCharm: 1.47
MBottom: 4.5
MTop: 173
```

The meaning of most entries is obvious from their name, with `TMDScheme` different structures for the TMD grids can be selected:

PB TMD	used for the PB TMD series
PB TMD-EW	used for the PB TMD series including electroweak particles
Pavia TMDs	used for the PaviaTMD (or similar TMD) series

5 Summary

The authors of this manual set up a collaboration to develop and maintain TMDlib and TMDplotter, respectively a C++ library for handling different parameterizations of uPDFs/TMDs and a corresponding online plotting tool. The aim is to update these tools with more uPDF/TMD parton sets and new features, as they become available and are developed. TMDlib2 improves on the efficiency of previous versions, allows for simpler C++ interfaces and simplifies the inclusion of new uPDF/TMD sets.

Acknowledgments

N. Abdulov was also supported by the RFBR grant 19-32-90096. S. Baranov, A. Lipatov and M. Malyshev are grateful the DESY Directorate for the support in the framework of Co-operation Agreement between MSU and DESY on phenomenology of the LHC processes and TMD parton densities. V. Bertone is supported by the European Union's Horizon 2020 research and innovation programme under grant agreement No 824093. C. Bissolotti is supported by the European Research Council (ERC) under the European Union's Horizon 2020 research and innovation program (grant agreement No. 647981, 3DSPIN) and by the U.S. Department of Energy contract DE-AC05-06OR23177 under which Jefferson Science Associates operates the Thomas Jefferson National Accelerator Facility. F. Hautmann thanks DESY, Hamburg and CERN, Theory Group for hospitality and support. M. Hentschinski gratefully acknowledges support by Consejo Nacional de Ciencia y Tecnología grant number A1 S-43940 (CONACYT-SEP Ciencias Básicas). A. Lelek acknowledges funding by Research Foundation-Flanders (FWO) (application number: 1272421N). M. Malyshev and N. Abdulov were supported by the grant of the Foundation for the Advancement of Theoretical Physics and Mathematics (grants 20-1-3-11-1 and 18-1-5-33-1, respectively). A. Signori acknowledges support from the European Commission through the Marie Skłodowska-Curie Action SQuHadron (grant agreement ID: 795475). S. Taheri Monfared thanks the Humboldt Foundation for the Georg Forster research fellowship and gratefully acknowledges support from IPM. A. van Hameren acknowledges support from the Polish National Science Centre grant no. 2019/35/ST2/03531. K. Kutak acknowledges the support by Polish National Science Centre grant no. DEC-2017/27/B/ST2/01985 Q. Wang and H. Yang acknowledge the support by the Ministry of Science and Technology under grant No. 2018YFA040390 and by the National Natural Science Foundation of China under grant No. 11661141008.

iset	uPDF/TMD set	Subsets	Ref.
101000	ccfm-JS-2001	1	[?]
101010	ccfm-setA0	4	[?]
101020	ccfm-setB0	4	[?]
101001	ccfm-JH-set1	1	[?]
101002	ccfm-JH-set2	1	[?]
101003	ccfm-JH-set3	1	[?]
101201	ccfm-JH-2013-set1	13	[?]
101301	ccfm-JH-2013-set2	13	[?]
101401	MD-2018	1	[?]
101410	KLSZ-2020	1	[?]
102100	PB-NLO-HERAI+II-2018-set1	35	[?]
102200	PB-NLO-HERAI+II-2018-set2	37	[?]
102139	PB-NLO-HERAI+II-2018-set1-q0	3	[?]
102239	PB-NLO-HERAI+II-2018-set2-q0	3	[?]
103100	PB-NLO+QED-set1-HERAI+II	1	[?]
103200	PB-NLO+QED-set2-HERAI+II	1	[?]
10904300	PB-NLO_ptoPb208-set1	1	[?]
10904400	PB-NLO_ptoPb208-set2	1	[?]
10901300	PB-EPPS16nlo_CT14nlo_Pb208-set1	1	[?]
10901400	PB-EPPS16nlo_CT14nlo_Pb208-set2	1	[?]
10902300	PB-nCTEQ15FullNuc_208_82-set1	33	[?]
10902400	PB-nCTEQ15FullNuc_208_82-set2	33	[?]
200001	GBWlight	1	[?]
200002	GBWcharm	1	[?]
210001	BlueML	1	[?]
400001	KS-2013-linear	1	[?]
400002	KS-2013-non-linear	1	[?]
400003	KS-hardscale-linear	1	[?]
400004	KS-hardscale-non-linear	1	[?]
400101	KS-WeizWill-2017	1	[?]
500001	EKMP	1	[?]
410001	BHKS	1	[?]
300001	SBRS-2013-TMDPDFs	1	[?]
300002	SBRS-2013-TMDPDFs-par	1	[?]
601000	PV17_grid_pdf	201	[?]
602000	PV17_grid_ff_Pim	201	[?]
603000	PV17_grid_ff_Pip	201	[?]
604000	PV17_grid_FUUT_Pim	100	[?]
605000	PV17_grid_FUUT_Pip	100	[?]
606000	PV19_grid_pdf	216	[?]
607000	PV20_grid_FUTTsine_P_Pim	101	[?]
608000	PV20_grid_FUTTsine_P_Pip	101	[?]
701000	SV19_nnlo	23	[?]
702000	SV19_nnlo_all=0	21	[?]
703000	SV19_n3lo	23	[?]
704000	SV19_n3lo_all=0	21	[?]
705000	SV19_ff_pi_n3lo	23	[?]
706000	SV19_ff_pi_n3lo_all=0	21	[?]
707000	SV19_ff_K_n3lo	23	[?]
708000	SV19_ff_K_n3lo_all=0	21	[?]
709000	SV19_pion	7	[?]
710000	SV19_pion_all=0	7	[?]
711000	BPV20_Sivers	25	[?]

Table 1: Available uPDF/TMD parton sets in TMDlib.